


BE FIRST. RIDE THE FUTURE.



MANA



BE FIRST. RIDE THE FUTURE.

mana **aprilia**
Bike me.

MANA850 HOLD TOMORROW IN YOUR HANDS.

THE MANA 850 CONFIRMS APRILIA'S POSITION AT THE FOREFRONT OF MOTORCYCLING TECHNOLOGY AND PASSION. MORE THAN JUST ANOTHER MOTORCYCLE, THE MANA 850 REPRESENTS A WHOLE NEW CONCEPT IN RIDING, AND DELIVERS SENSATIONAL LEVELS OF EMOTION, FUN, RELAXATION AND FUNCTIONALITY.


Imagine a uniquely stylish and innovative naked bike that is ready and eager to satisfy your every desire, and able to adapt to any road conditions or rider preferences at the touch of a button. A dream? No! The amazing **Mana 850**, with its revolutionary Sportgear electronic gearbox is already a reality. Thanks to some of the most advanced motorcycle technology in the world, the **Mana 850** can express many different personalities. It can be a supremely effective urban commuter, a sensational sportster on winding country roads, a relaxing travelling companion on long journeys, and a practical, safe, daily all-rounder.

An exceptional chassis and innovative technology enable the **Mana 850** to excel in each of these roles while also delivering intuitive feel, precision control and true comfort. **Mana 850**: only Aprilia can take you this far ahead.

LESS STRESS




MORE FUN





MANA850 A REVOLUTIONARY ENGINE.


The Mana 850 engine has been specially designed by Aprilia's own Research and Development department, and embodies all the know-how of some of the world's best motorcycle engineers, plus all the experience of one of its most advanced companies. This revolutionary engine opens up new horizons in performance and satisfaction. Its electronically controlled, sequential-automatic, Sportgear gearbox is an amazingly innovative alternative to conventional motorcycle gearbox technology, and lets you select different modes and mappings to suit your riding style and road conditions.



MANA

The engine of the Mana 850 has been specially designed to optimise the performance of the revolutionary Sportgear electronic gearbox. Its 90° V twin layout is incredibly effective and sets new standards in power delivery. With a displacement of 839.3 cc, the engine produces 76.1 horsepower at the crank and 7.45 kgm of torque at an impressively low rev level of only 5,000 rpm. Four valve cylinder heads with single overhead cams give the perfect mix of generous power and easy maintenance.

In addition to the gearbox, fuel injection is also managed by a sophisticated electronic system to optimise performance and reduce emissions. Respect for the environment is guaranteed by a stainless steel exhaust with catalytic converter and Lambda probe oxygen sensor to conform to the latest Euro 3 standards.



The gearbox of the future.

The rider can choose between two gearshift modes at any time. Sequential mode provides 7 manually selected pre-determined gears with a quick-shift system like that used in Formula 1. Whilst Autodrive mode automatically keeps the engine spinning at maximum torque revs for blistering standing starts and acceleration.

- Aprilia 90° longitudinal V twin
- 839.3 cc
- Liquid cooled four stroke
- 4 valve cylinder heads
- Sportgear gearbox


MANA850 THE PERFECT CHASSIS.

RADIAL CALIPER BRAKES

The Mana 850's braking system sets new standards for this class of motorcycle. The front brakes feature two 320 mm floating discs and four-piston radial calipers, plus a master cylinder with built-in reservoir, a solution derived directly from the world of competitive racing. The system is complemented by a 240 mm rear disc for safe, precise braking under all conditions.

LATERALLY OFFSET MONOSHOCK

Aprilia's vast experience and cutting edge technology transpire from the Mana 850's perfectly matched and calibrated suspension system too. The 43 mm upside down fork has a silky smooth sliding action. And because the laterally offset, adjustable monoshock is operated directly by the single piece aluminium swingarm, the Mana's wheelbase has been kept to an impressive 1463 mm for a truly sensational ride. Front wheel travel of 120 and rear wheel travel of 125 mm combine to give a smooth, comfortable ride over all road surfaces.



MANA




HIGH RIGIDITY FRAME

As on all Aprilia motorcycles, the Mana's frame has been developed in parallel with its engine to achieve maximum synergy between power and control. The frame's generous cross-section, tubular trellis structure gives the highest level of rigidity in its class, complementing the innovative characteristics of the Sportgear gearbox and the thrilling performance of the engine, to deliver instantly intuitive handling and amazingly precise control. The fact that all this has been achieved with such a compact motorcycle is testimony to the skill and ability of the Aprilia engineers. The Mana 850 is a masterpiece of motorcycle engineering and a truly special naked bike - from any point of view.

MANA

MANA850 DESIGNED TO SURPRISE.

With its fascinatingly shaped engine, perfectly formed naked frame, and aggressively styled exhaust system, the Mana 850 simply exudes personality. Every aspect of the bike appeals to the eye, thanks to a design concept in which every technical solution also functions as an element of style. Elegant, harmonious and modern, the Mana 850 is also surprisingly functional and easy to ride. And its hitherto unseen technical solutions blend together to satisfy your every desire in a totally unique way.



HELMET COMPARTMENT
(FULL FACE HELMET)

UNDER-SEAT
FUEL TANK

MANA850 FUNCTIONALITY AND GENIUS.

The Mana 850 is the only production motorcycle with an under-seat fuel tank. The tank's low centre of gravity has significantly improved stability, especially under sports riding conditions.

The space traditionally occupied by the fuel tank, in front of the rider, has been used instead as a generous storage compartment for helmet, documents and other personal effects. The compartment is internally lit and finished in a special anti-slip, anti-scratch lining. And that's not all! Inside you will also find a mobile phone holder and a 12 V power socket. What other motorcycle gives you so much functionality and convenience?



PARKING BRAKE

There are no limits to the intelligence of the Mana! A lever on the left of the bike engages a parking brake, so you can park safely and easily on slopes, access the storage compartment without the bike moving unexpectedly, pause to adjust your clothing and pull up securely at tolls.



STORAGE COMPARTMENT

The storage compartment is released electrically from a switch on the handlebars. The opening action is assisted by a hydro-pneumatic cylinder, specially designed to prevent accidental opening. You can also open the compartment using a lever under the passenger seat. The Mana 850 places comfort and safety firmly in your hands.

MANA

MANA850 THE ULTIMATE GEARBOX.

One quick touch of a button on the Mana 850's handlebars is all you need to enter a future of safe but thrilling motorcycling.

GEARSHIFT MODE

You can choose between AUTODRIVE and SEQUENTIAL gearshift mode.



AUTODRIVE



SEQUENTIAL

Just one click lets you choose between the convenience and fun of AUTODRIVE, the automatic gearshift mode that you can customise to suit road conditions and riding style, and the thrills of sporty SEQUENTIAL mode, in which you can shift gear manually using a classic foot operated gear lever or a practical hand operated electronic control on the handlebars. And you can switch between the many personalities of the unique Mana 850 at any time just by moving your finger!

AUTODRIVE



Autodrive is a fully automatic gearbox mode.

In **Autodrive** mode, the Mana 850's Sportgear electronic system assumes full control of the gearbox, ensuring that maximum torque and acceleration are always instantly available. You can also choose between different Autodrive mappings:

- **TOURING** for relaxed long distance riding
- **SPORT** for great performance on fast country roads
- **RAIN** for maximum grip on wet and slippery roads

Semi-Autodrive mode lets you make use of maximum torque for overtaking, or for increased engine braking on steep downhill sections. You can change down in Semi-Autodrive mode using either the foot lever or the handlebar gearshift control. (You cannot change up manually in Autodrive mode.)



SEQUENTIAL




1 2 3 4 5 6 7



7 6 5 4 3 2 1

Sequential mode provides ultra-rapid manual gearshifts.

In **Sequential** mode, you can shift up and down through all 7 speeds of the gearbox with amazing speed and precision, bend after bend, junction after junction. If you omit to change down yourself as your speed drops, Semi-Sequential mode intervenes to shift down for you, so that engine speed never drops below the minimum threshold needed for safe acceleration.



MATRIX DISPLAY

The elegant, race-inspired, analog-digital instrument cluster incorporates a diagnostics memory and provides a wide range of functions that can all be accessed from an intuitive handlebar control. The LED backlighting, white in the analog section and red in the digital section, can be adjusted to three levels of intensity to ensure that the engine performance information delivered over the CAN line is always perfectly legible.





MANA850 ACCESSORIES.

Your Mana 850 can become even more versatile, exclusive and original, with a range of accessories specially designed by Aprilia to satisfy all possible riding needs, from urban commuting for work and shopping, to weekend leisure riding, and even long distance touring.



Uniquely stylish, adjustable, comfort windshield (01), developed in the wind tunnel to give maximum protection to riders of all statures, whatever the weather. Set of panniers (2), personalised as a perfect match for the Mana 850. Great for weekend trips and touring holidays, and big enough to hold a full face helmet. Made from impact and wear resistant, scratch-proof material. Top box (03) and stainless steel luggage rack (04), for greater carrying capacity and more even weight distribution. Rear wheel hugger to protect the shock absorber and engine against dirt and mud. With a Mana 850, the future is exclusive as well as relaxing.



Competition Black



Couture Blue



Passion Red



Lead Grey

Engine	Aprilia 90° longitudinal V twin, liquid cooled 4 stroke. Single overhead cam with chain drive, four valves per cylinder
Fuel	Unleaded petrol
Bore x stroke	88 x 69 mm
Total displacement	839.9 cc
Compression ratio	10:1
Max. power at crank	56 kW (76.1 hp) at 8,000 rpm
Max. torque at crank	7.45 kgm (73 Nm) at 5,000 rpm
Fuel system	Integrated electronic engine management system. Weber Marelli electronic fuel injection system with 38 mm throttle body
Ignition	Twin spark digital electronic ignition integrated with the fuel injection system
Starting	Electric
Exhaust	Two in one system in 100% stainless steel with three-way catalytic converter and Lambda probe
Alternator	450 W at 6,000 rpm
Lubrication	Dry sump with separate oil reservoir
Gearbox	Sportgear gearbox with sequential or automatic mode selectable by the user. 7 ratios in Sequential mode. 3 mappings (Touring, Sport, Rain) in Autodrive mode. Gear change by pedal or handlebar control. The user can switch between Autodrive and Sequential mode at any moment

Clutch	Automatic
Primary drive	Belt
Final drive	Chain
Frame	High strength steel trellis
Front suspension	43 mm upside-down fork. Wheel travel: 120 mm
Rear suspension	Aluminium alloy single-piece swingarm. Hydraulic shock absorber adjustable in spring preload and rebound damping. Wheel travel 125 mm
Brakes	Front: two stainless steel floating discs (Ø 320 mm). Radial calipers with four pistons. Rear: stainless steel disc (Ø 260 mm). Single piston caliper
Wheels	Aluminium alloy. Front: 3.50 x 17", Rear: 6.00 x 17"
Tyres	Radial tubeless. Front: 120/70 ZR 17, Rear: 180/55 ZR 17
Dimensions	Overall length: 2,080 mm Overall width: 800 mm (at handlebars) Overall height: 1130 mm (at instruments) Seat height: 800 mm Wheelbase: 1,463 mm Trail: 103 mm Rake angle: 24°
Tank capacity	16 litres

MINEVINE Photography: Miagro Still Life: Studio Pointer Test: Daniele Varelli

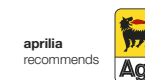
Euro3 Mana 850 is an ecological vehicle with communitarian homologation Euro 3, in the respect of the acoustic and atmospheric pollution limits.

Drive safely always wearing a helmet and protective clothing. Observe the laws of the road and respect the environment. Carefully read the owners' handbook. Photographs, technical data, specifications and colours shown in this brochure refer to the Italian market version and may be subject to change without prior notice. Ask your official Aprilia dealers for full details. In order to maintain your machine in a safe and efficient manner, always demand official Aprilia Spare Parts, which are guaranteed by Aprilia Quality Service in respect of current legislation. E & O E. Aprilia offers Aprilia Road Assistance, a call centre available 24 hours a day for information and road rescue. E. & O.E. Aprilia reserves the right to change colour/specification without prior notice.



Dealer

The **aprilia** trademark is the property of Piaggio & C. S.p.A.



www.apriliamana.com

mana **aprilia**
Bike me.

